

Classroom Spelling Bee

“Bee” ready the week of **November 30th-December 4th**! In your child’s own respective classroom, a spelling bee will take place on one day during that week (probably on Thursday, December 3rd). The following are some activities that may benefit your child prior to the classroom bee:

- *Review this packet.* It provides the **actual words to be used** in each classroom spelling bee, and also has study hints from volunteer spelling coach Roberta Smiley (National Spelling Bee Finalist and former Hunters Creek parent). Extra printed packets will be available in the school office; you will also have access to this packet from the HCE library Web page and e-mail.
- **NEW THIS YEAR!** There are **four** lists of words to study for each grade. Each list has a **level** assigned to it, and the **words will be used in level order** in the classroom bees (i.e., “Level One” words will be used first, then “Level Two” words, then “Level Three” words (if necessary), then “Level Four” words (if necessary)). Most classroom bees will go to at least the “Level Three” words but, in theory, could end with a word from **any** of the four levels, depending on the competitiveness of a given class.
- **MORE NEW STUFF!** Most lists **vary** by **grade** this year, but there is some overlap: the “Level Three” lists are identical for all three grades, and the 3rd grade “Level Two” list is identical to the 5th grade “Level One” list. All lists are labeled with the grade(s) that will be using them in the classroom bees.
- You can view the “Level Three” (words from Old English) and “Level Four” (“Frequently Misspelled Words” from “Words You Need To Know”) word lists online at www.myspellit.com. This Web site includes a direct link for each word to its entry in the online *Merriam-Webster Dictionary* at www.m-w.com, which gives definitions, pronunciation guides and word etymologies; in most cases, it also gives sound clips of the words being said aloud.
- A good source of extra words to study (might be handy for *school* spelling bee in January) would be the “4th-6th” grade words at <http://www.hexco.com/NSBList.pdf>
- www.spellingbee.com is an Internet site that provides information about the National Spelling Bee (NSB)
- Before Thanksgiving break, some computer-based MSWord “flash cards” of the words should be available from the HCE library Web page for viewing and downloading. If you would like to study word lists in an Excel spreadsheet format instead, please e-mail your request to Coach Smiley at spellinghelper@aol.com with the words “**Bee Words**” in the subject line. (This format will not be available until after Thanksgiving break.)
- Other online study resources can be found at www.wordcentral.com (**don’t** play the “Alpha-bot” game—it’s too hard to find the letters you need to spell each word sometimes—but “Robo-Bee” and BIGbot” aren’t bad)
- Bee word practice sessions will take place starting at 7:30 a.m. before school on the following dates and in the following locations (please note **locations vary by grade** and/or **date**):

Monday, Nov. 23rd, Tuesday, Nov. 24th, Monday, Nov. 30th, Tuesday, Dec. 1st and Wednesday, Dec. 2nd in the Discovery Center (3rd grade) or library (4th and 5th grades);**

****final session on 12/02 for 3rd grade will be in library also**

If you are interested in these sessions for your child, please complete and return the permission slip form provided in the back of this packet; there is a place on the form to indicate if you would like to volunteer with word-calling.

- For general questions about studying for the bee, you can also contact Coach Smiley by e-mail at spellinghelper@aol.com.

Good luck! Two winners from each 3rd, 4th and 5th grade classroom will advance to the school-wide spelling bee on Thursday, January 14th.

--Hague Bing, Belinda Henry, Teresa Henshaw,
Joanna Johnston, Wendy Koy and Roberta Smiley



Quickie Spelling Tips for Kids (and Parents!) from Coach Smiley :-)

When studying for the classroom bee:

1. If you can, get a study helper (parent, friend, classmate, etc.). It's almost always easier to study that way, and usually more fun, too!
2. Before you start studying: SET A GOAL for yourself. Do you think you're a pretty good speller? Perhaps your goal should be to get to be a classroom representative in the school bee; this means you will need to study the words from **all four** levels of the list. Not such a good speller? Okay, then maybe you should study just the easier words (Level One and Level Two words), and your goal should be to get through the first three rounds...or even just the first round! Here's my point: EVERYONE who learns something new while getting ready for the bees is a winner—so don't sell yourself short and not even try!
(BTW, many bees NEVER LAST FOR MORE THAN TWO OR THREE ROUNDS, even in 4th and 5th grades!!)
3. Try to get through all of the words from your word lists at least once as soon as possible. For words that you don't know how to pronounce, check the Merriam-Webster online dictionary at www.m-w.com, as it has a sound clip for most of the words on the lists. If your parents can listen along, that's even better: they'll hear the words pronounced correctly, and might learn the meanings of a few new words too!! (NOTE: We will also have links directly from the word lists to the online definitions once the lists get posted on the HCE library Web site).
4. If there is any question in your mind on how to spell a word, go ahead and ask that it be marked "wrong" or "for review" for now (you might guess incorrectly next time!). If you get it right twice in at least two different practice sessions, then you can probably quit being asked that word.
5. Don't get upset with your study helper if you get a bunch of words wrong. Remember: the *helpers* are there to *help* you! (NOTE to parents and/or other study helpers: give your speller a break if they're tired, cranky, etc.—and DON'T always just say, "No, that's wrong...!" This is supposed to be exciting, not a drudge!)
6. Ask your helpers to tell you the correct spellings of words right away, and to make notes on the errors you're making (underline misspelled vowels, double letters, etc.).
7. Practice sessions can be anywhere from 5 to 20 minutes long; please always allow enough time during a session to go back over words you had trouble with until you get them spelled correctly at least once.
8. Try different ways of learning the words: spelling out loud, writing them down (on paper, a cookie sheet covered with pudding, or the bathtub with shaving cream--!), using electronic flash cards, making up songs (rap or other) about the words, typing them into a computer, moving while you spell...see which ways work better for you! You might even trade places with your study helper sometimes, and ask them the words...!

When spelling in the classroom bee:

9. If you're nervous, take a nice deep breath in and out before you start to spell. If looking at people makes you nervous...don't! Look at the back wall instead, or close your eyes. This is one time when you do NOT have to look at your teacher when she talks to you! ;-)
10. Always ask for the word to be repeated, plus at least one additional clue of either the definition or usage in a sentence. Remember: you can ask for each different type of information (definition or usage in a sentence) at least once for any given word.
11. Spell the word completely in your head before you start to spell it out loud. Imagine reading the word you have just spelled in your head. Does it sound right? Does it have the right number of syllables? **Think about it!**
12. Spell *slowly*, *clearly*, and *loudly*—even if you're *not* sure of the spelling of a word.
13. About retracing: if you want to start over, that's OK; just tell the teacher first that you're going to start over—and remember that you cannot change the letters that you've already spelled when you started to spell the word before.
14. Don't worry about memorizing which words are capitalized, as you will NOT be eliminated for not capitalizing a word when spelling it.
15. Although the teacher is supposed to let you know if a word is a homophone (that is, there's another word out there that sounds exactly the same, yet has another spelling and meaning), they might forget to do it, and it'll be a real mess if you then *correctly* spell a homophone *different* from the one you were asked to spell. So...always ask for either a definition or usage in a sentence!!!
16. Try to remember to pronounce the word before and after you spell it.
17. Do your best, have fun, and don't worry if you don't win...there's always next year (really)!

Hunters Creek Spelling Bee--A Part of the National Spelling Bee Program

Overview 11.10.09

National Spelling Bee (NSB)—Some Quickie Facts:

- Started in 1925, it is the longest-running national educational promotion; this year's bee will be 83rd bee
(Fun to know: University Interscholastic League (UIL) competition in Texas actually started earlier (1915))
- Held every year since then except the years 1943 through 1945 (World War II)
- Has grown from nine finalists in 1st national bee to over ten million participants in U.S. and other countries, with over 270 national finalists
- Sponsored by E. W. Scripps Company and regional newspapers and/or TV stations
- Bee is open to students enrolled through 8th grade as of February 1, 2010 and less than 15 years old as of September 1, 2009
- Students must compete at various local levels prior to regional competition; winners of regional competitions go to national bee finals in Washington, D.C. in late May/early June
- Bee can have both oral and written portions, but is primarily oral. Written portion was added to national bee in recent years to accommodate larger numbers of finalists
- Portions of bee finals in Washington are broadcast on ESPN2 and ABC
- Additional information about the bee can be found on the official bee Web site of: www.spellingbee.com
- This year's main NSB word list, which will be the main source of words used at District bee but NOT at HCE school bee, can be found at www.myspellit.com
- No one really knows for sure where the term "bee" in "spelling bee" came from!

Local Levels of the Bee:

1. Classroom
2. School
3. District
4. Regional

1. Classroom bees:

- At Hunters Creek, students in grades 3 through 5 compete at the classroom level on one day during the week of November 30th – December 4th (most likely date: **Thursday, Dec. 3rd**)
- Bees are conducted in **rounds**, with spellers eliminated in the **same** round being **tied** for the same place ranking. (e.g.: start round with 6 spellers, then 4 spellers go out in that round (2 left) --> the 4 spellers that went out are tied for 3rd place)
- Top two classroom representatives from each class go on to the school bee
- Word lists for classroom bees are provided to students in mid-November. These word lists consist of two pages of words listed by grade level difficulty, plus one section chosen from this year's *Spell It!*, plus "Frequently Misspelled Words" from the "Words You Need To Know" (last two sections available online at www.myspellit.com).
- "Challenge" words from "Old English" section will **NOT** be used in *any* classroom bees this year
- Words will be used in level order, with "Level One" words used first, "Level Two" next, etc.
- Parent volunteers will be available on the following five days at 7:30 a.m. before school to help students practice words before the classroom bees: 11/23, 11/24, 11/30, 12/1 and 12/2. Volunteers are needed! Contact Wendy Koy at deanandwendy@sbcglobal.net if you can help with this

2. School-wide bee:

- Prior to winter break, classroom representatives will be given personal copies of grade-level word lists (approximately 225 words total) to study
- NEW THIS YEAR! Printed copies of *Spell It!* will be provided by request only, as these words will not be primary source of bee words until the **District** bee level
- Words in school-wide bee will be initially from grade-level word lists provided to spellers; “end-of-bee” words will be from those provided by NSB national office
- Some coaching sessions led by volunteer coach Roberta Smiley covering various aspects of spelling, studying spelling words, and strategies for spelling in bees will also be available to all classroom representatives starting in December before school; volunteers will be available to help students study words before school on days when no coaching sessions are scheduled
- Bee is on Thursday, January 14th at 8:30 a.m. in the cafeteria
- Students will be given special T-shirts to wear for the bee
- School bee winner and runner-up will go on from the school bee to the District bee

2. District-wide bee:

- Top two spellers in school bee will be given copies of *Spell It!* to study immediately after school bee if they do not have one already
- To be held at mini-theater of Spring Woods High School at 9:15 a. m. on Friday, February 19th, 2010
- Only the first-place winner goes on to the regional bee
- Will probably be somewhere around 36 spellers total participating in District bee
- Additional coaching sessions will be available to the HCE students participating in the District bee; dates and times will be set based on the students’ and coach’s schedules after the school bee

3. Regional bee:

- Held at HoustonPBS Studios on Saturday, March 27th, 2010
(This will even be televised--live!)
- First-place winner goes on to national bee in Washington, D. C. in late May-early June
- After only a round or two, bee may go to words NOT found in *Spell It!*

About *Spell It!* (NSB word list booklet):

- Official word list published by Scripps and local newspapers
- Underwent major revision four years ago, including a new name (from *Paideia* to *Spell It!*), reduction in number of words included (from 4100+ to only about 1150), and degree of difficulty (now includes fewer very easy words)
- Word list and spelling tips are available online at www.myspellit.com; includes audio pronunciation clips for most words via link to online Merriam-Webster’s dictionary at www.m-w.com; online version also includes “Words You Need To Know” section
- Collection of over 1150 words grouped into 14 categories
- Most categories pertain to language of origin
- Words are now divided into only two difficulty levels: regular and “challenge”
- Exercises and related words are included for each category



**Study Words for HCE
Fifth Graders--Level One**

cancel	receive	
furnace	plural	
dangerous	holiday	
towel	squeeze	
imagine	treasure	exercise
coffee	continent	strengthen
laundry	ounce	diamond
surround	specialty	applause
urgent	examine	bargain
thought	piano	author
guard	estimate	courage
suggest	cabbage	extinct
terrible	headache	consonant
celebration	solemn	population
exact	missile	enormous
avenue	straightforward	sculpture
semifinal	octopus	calories
brighten	senator	beautiful




chemical	accurate	
tolerant	monarch	
successful	pharmacy	
commentary	condemn	
significant	tutor	oblige
routine	article	hysterical
fertilize	faucet	miraculous
casserole	pigeon	affiliation
mildew	competitive	subterranean
punctuation	scholarship	luxury
artificial	apprentice	indelible
centipede	exhaust	rutabaga
dynamite	monopolize	supplement
apology	scruple	patience
immature	agricultural	centennial
guidance	encore	financier
velocity	suburban	larynx
denominator	quarantine	accomplice

**Study Words for HCE
Fifth Graders--Level Two**

WORDS FROM OLD ENGLISH

Old English was the language spoken in Britain before the French arrived in 1066. If you could listen to a conversation in Old English, you would probably be scratching your head a lot. A few of the words would make sense, but most of them wouldn't. Like plants and animals, languages evolve—keeping the things that they find useful, discarding others, and picking up new things along the way. This study list represents some of the real success stories in English: words coined long ago that have not lost their usefulness over dozens of generations!



quell ¹	fickle	hawthorn	bookkeeping	womanly
barrow	nestle ⁵	tithe	fiery	manhandle
dearth	fennel	behoove	learned	folksiness
bower	nostril	forlorn	nosiest	worrisome
paddock	abide	quiver	creepy	roughhewn
blithe	behest	hustings	errand	knavery
keen	slaughter ⁶	aspen	daily	hurdle
mongrel	gospel	mermaid	gnat	kipper
reckless	furlong	anvil	broadleaf	hundredth
alderman	linseed	barley	stringy	icicle
whirlpool	nether	linden	dairy	pinafore
belay ²	fathom	hassock	workmanship	yieldable
cleanser	nightingale	orchard	newfangled	hue
dreary ³	farthing	hearth ⁸	timely	
bequeath	threshold	watery	dogged	(For footnotes, see Spelling
sallow ⁴	kith	fiend	mootable	Tips, pages 18–19.)
dross	wanton	goatee		
lithe	loam ⁷	earthenware		
gristle	yield	windily		
earwig	mattock	dealership		




CHALLENGE WORDS

heifer	Wiccan
mistletoe	shrieval
salve	chary
kirtle	

NOT used in
classroom bees

Tip from the Top
You have a great advantage in learning to spell a word that has been in English for a very long time. Chances are that the word belongs to a group of words that show the same spelling pattern, since words in all languages have a habit of conforming to each other over time. As you study the words on the list, try to remember them together with another word or words with a similar sound and spelling.



Peer Pressure: Words Feel It Too!

Have you ever noticed that when someone joins a group, he or she often does whatever possible to blend in? Believe it or not, words often do the same thing! The best way for a new word to survive in a language is to look or sound like other words. Before long, the new word is accepted as a native.

For example, our list has three words that (a) have two syllables, (b) have a double consonant, and (c) end with *ock*: *paddock*, *mattock*, and *hassock*. The *ock* part of these words is an Old English suffix used to form diminutives (smaller versions of something). Now, look at these non-study-list English words: *cassock*, *haddock*, and *hammock*. If you guessed that they all came from Old English using the same suffix, you would be wrong! All these words came into English later and some came from other languages, but it was easy and convenient to spell them according to a familiar pattern.

Reading these tips would be a very good idea...!

SPELLING TIPS FOR WORDS FROM OLD ENGLISH

- ¹ Old English likes double consonants following short vowels, especially if the vowel is in a stressed syllable. Examples include *quell*, *paddock*, *mattock*, *sallow*, *fennel*, *hassock*, *errand*, *barrow*, *kipper*, and *Wiccan*.
- ² A long *a* sound (\ā\) at the end of words from Old English is nearly always spelled *ay* as in *belay*.
- ³ Long *e* (\ē\) at the end of an adjective or adverb from Old English is nearly always spelled with *y*. Examples include *dreary*, *watery*, *windily*, *fiery*, *creepy*, *daily*, *stringy*, *timely*, *womanly*, and *chary*.
- ⁴ Long *o* (\ō\) at the end of words from Old English is typically spelled with *ow* as in *sallow* and *barrow*. By contrast, a long *o* at the end of a word in many languages that English has borrowed from is simply spelled with *o*.
- ⁵ When the syllable \səl\ ends words from Old English, it is nearly always spelled *stle*, with the *t* being silent (as in *gristle* and *nestle*).
- ⁶ Silent *gh* after a vowel is common in words from Old English, as in *slaughter*. Silent *gh* usually appears after *i* in words like *plight* (not on the study list) and *nightingale*, and it signals that the vowel is pronounced \ī\.
- ⁷ The vowel combination *oa* in words from Old English is nearly always pronounced as long *o* (\ō\) as in *loam* and *goatee*. Examples not on the study list include *shoal*, *boastful*, and *gloaming*.

⁸ Silent *e* on the end or not? For words from Old English that end in either hard *th* (\th\) or soft *th* (\th\), remember this: More often than not, soft *th* will have a silent *e* at the end of the word. Consider, for example, *bequeath*, *dearth*, *kith*, *hearth*, and *hundredth* versus *blithe*, *tithe*, and *lithe*. Interestingly, the word *blithe* can be pronounced both ways.

Doing these exercises would be a good idea too!



NOW YOU TRY!

Now's your chance to fill up some of the empty spots in your memory with a few non-study-list words in English that look like some words on the study list. We'll give you a pattern and then some clues to see if you can think of other words in English that are spelled according to the same pattern.

pattern: double consonant followed by *ock*

clue: a small hill

example: paddock

answer: **hillock**

A. pattern: double consonant followed by *ow*

1. **clue:** a pointed weapon

2. **clue:** the filling of bones

3. **clue:** a small songbird

4. **challenge clue:** a wild plant with yellow or white flowers

example: harrow

answer:

answer:

answer:

answer:

B. pattern: consonant sound followed by *allow*

5. **clue:** not deep

6. **clue:** thick fat from cattle

7. **challenge clue:** a plant with showy flowers

8. **challenge clue:** (of a field) not cultivated

example: sallow

answer:

answer:

answer:

answer:

C. pattern: ending \th\ spelled as *the*

9. **clue:** feel strong dislike for

10. **clue:** churn or foam as if boiling

11. **challenge clue:** twist as a result of pain

12. **challenge clue:** a cutting tool with a curved blade

example: lithe

answer:

answer:

answer:

answer:

D. pattern: ending \səl\ spelled as *stle*

13. **clue:** a stiff hair

14. **clue:** a common weed with prickly leaves

15. **challenge clue:** a frame that supports

16. **challenge clue:** a formal word for a letter

example: nestle

answer:

answer:

answer:

answer:

**Study Words for HCE Fourth and Fifth Graders--Level Four
2009-2010 School Year
“Frequently Misspelled Words” from “Words You Need To Know”**

NOTE: online version of this list has hyperlinks to definition of each word
These words can also be found online at www.myspellit.com

across	exceed	probably
address	exhilarate	ready
again	familiar	receipt
agreeable	February	recommend
allot	foreign	said
already	forty	satellite
answer	grammar	schedule
apparent	half	secretary
appearance	independence	separate
athlete	interesting	sheriff
balloon	its (possessive)	sincerely
believable	knowledge	succeed
bureau	laboratory	sure
business	laugh	trouble
college	league	truly
commitment	maintenance	usually
concede	minute	vacuum
conscientious	misspell	vegetable
cousin	noticeable	villain
debt	occurrence	visible
definite	often	Wednesday
different	parallel	weird
does (verb)	pastime	whose
eligible	possess	
embarrass	privilege	

Your part to keep...

What: Spelling Bee Practice Sessions

When: every day that school is in session starting at 7:30 a.m. before school on Monday, November 23rd, 2009, through Wednesday, December 2nd, 2009

Where: **3rd grade – Discovery Center** (EXCEPT for 12/02 – meet in **library** that day)
4th & 5th grades – library (all sessions)

Mandatory: No

Contact person: Wendy Koy at deanandwendy@sbcglobal.net

Cut here and turn in lower section

Permission Slip--Classroom Spelling Bee Practice Sessions

_____, a student in grade _____ at Hunters Creek
Name Grade

Elementary School, has my permission to participate in: spelling bee practice sessions to be held at HCE (exact location varies) daily during regular school days starting at 7:30 a.m. before school on Monday, November 23rd, 2009 through Wednesday, December 2nd, 2009.

_____ Signature of Parent/Guardian	_____ Date
_____ Printed Name of Parent/Guardian	_____ Home Phone Number
_____ E-mail address(es)	_____ homeroom teacher

Would you be interested in helping students practice their words? (circle one) Yes No
If you marked "Yes," which days would you like to help? Circle as many as applicable.


Monday, 11/23 Tuesday, 11/24 Monday, 11/30 Tuesday, 12/1 Wednesday, 12/2

Please return the bottom part of this completed form to your child's teacher or the school office as soon as possible; keep the top part for your records.

Questions?

Contact Wendy Koy at deanandwendy@sbcglobal.net

Design the Spelling Bee Logo



We invite each 3rd, 4th, and 5th grade student to participate in a contest to design a logo for the Hunters Creek Spelling Bee. Our theme this year is

“HCE Rocks... Spelling Rules!”

Please fit your design in the 6” x 6” box provided above. The design should be drawn in black ink and may have one color. We will choose a winning design from all entries. The design will be used on the Bee T-shirt and on the Bee program cover. Please put your entry in the Spelling Bee box in the office. Entries should be received by December 11th.

Questions? E-mail Joanna Johnston at jojohnston@comcast.net

Name: _____

Grade: _____ Teacher: _____